

# 4000L Plumb in Plumb out Install



## Installation Requirements for Rainwater Tanks

### Immediate Securing of Tank

It is the purchaser's responsibility to ensure that the tank is secured immediately following delivery, either by tying down with rope or by filling to 10% capacity with water. Mouldings Unlimited does not take any responsibility for the preparation of the tank site or the installation of its products. It is the sole responsibility of the purchaser to ensure that the site has been prepared in accordance with the following instructions, and maintained on an ongoing basis.

### Base Preparation

2m x 2m. Base of either pea metal or evenly compacted crush dust either boxed or dug in. Site must be level and free from rocks/stones or foreign objects that may damage the base of the tank. Excavated areas or loose soil must be well compacted.

### Aligning Tank to Downpipe

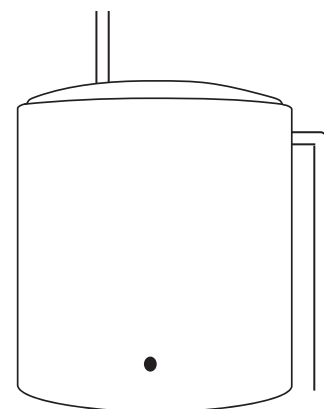
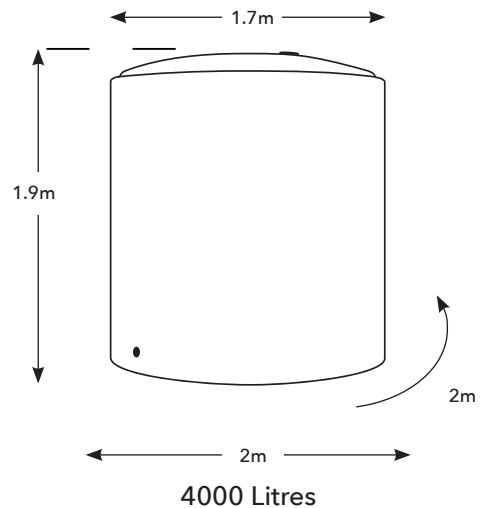
All pipes must be well supported and not dependant on the tank for stability. An inline filter must be installed between the tank and the pump to protect appliances connected to pump delivery. Tank overflow must be run well away from the tank base, preferably back into the down pipe so as to avoid undermining the base. A flexible coupling must be installed between the tank and pipe work to avoid stress on the tank wall. Any pipe work connected to the tank, to preserve water quality, should not allow any light into the tank as light promotes algae growth. Tanks must be installed with clearance between the tank wall and any other structure, such as buildings, fences, other tanks etc. The minimum clearance is 7% of the tank diameter (or the tank diameter divided by 15).

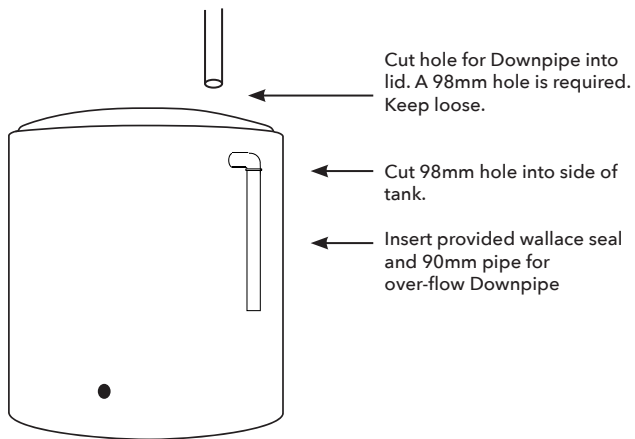
### Tap Outlet

A 50mm BSP threaded brass lock nut is moulded into the tank at the base. A 50mm - 20mm tap with reducing bush can be installed at this point.

### Maintenance

The built-in debris basket needs to be cleared out regularly depending on the site location to trees - we recommend atleast seasonally. The basket cap can be unscrewed and lifted up providing access.





## Tank Stands

Mouldings Unlimited takes no responsibility or recommends the use of tank stands.

\*\*\*WARRANTY VOID IF NOT INSTALLED ACCORDING TO THESE INSTRUCTIONS\*\*\*

Tank Guy storage tanks are manufactured to conform to the requirements of AS/NZ4766: 2006 Polyethylene storage tanks for water and chemicals. Materials and fittings selected are tested and pass the relevant water potability and food contact requirements for New Zealand and Australia. In addition the polymer and colourants used are Heavy Metal free.

Made in New Zealand with Pride  
[www.thetankguy.co.nz](http://www.thetankguy.co.nz)

Copyright Mouldings Unlimited.

## Warranty for Rainwater Tanks

Subject to the warranty conditions below Mouldings Unlimited ("the Manufacturer") provides its customers ("the purchaser") with the following warranty:

For a period not exceeding 20 years from the purchase date, the Manufacturer will, at its option, repair or replace any defect in the purchaser's rainwater tank, provided that:

- a) The defect has arisen solely from faulty material or workmanship;
- b) The tank has not been subjected to maltreatment or interference;
- c) The fault has not arisen as the result of inattention or installation by the purchaser;
- d) Installation instructions have been strictly complied with;
- e) The tank is used solely for the purpose of fixed water storage;
- f) The tank has not been moved from its original installation;
- g) The tank has been free from chemicals sprayed onto the outer surfaces;
- h) Water within the tank has not been chemically treated to levels unsafe for human consumption.

All implied warranties and conditions other than those provided in the warranty are expressly excluded except where they cannot be excluded by law. Where such terms cannot be excluded, then to the extent that the law allows, the Manufacturer's liability shall be limited to the remedies available under such legislation, and the Manufacturer will not be liable for any special damage, loss of profits, or other indirect or consequential loss or damage suffered by the purchaser. The Purchaser acknowledges that:

- The Manufacturer has the right to modify and improve the design of the purchaser's tank should it consider necessary: **and**
- It has read and understood the contents of the warranty.

**NOTICE:** All purchasers must, on receipt of the tank, read and follow the installation requirements supplied with the tank. If your tank was supplied without installation requirements, please contact us for a copy. Failure to comply with the installation requirements will void your warranty.